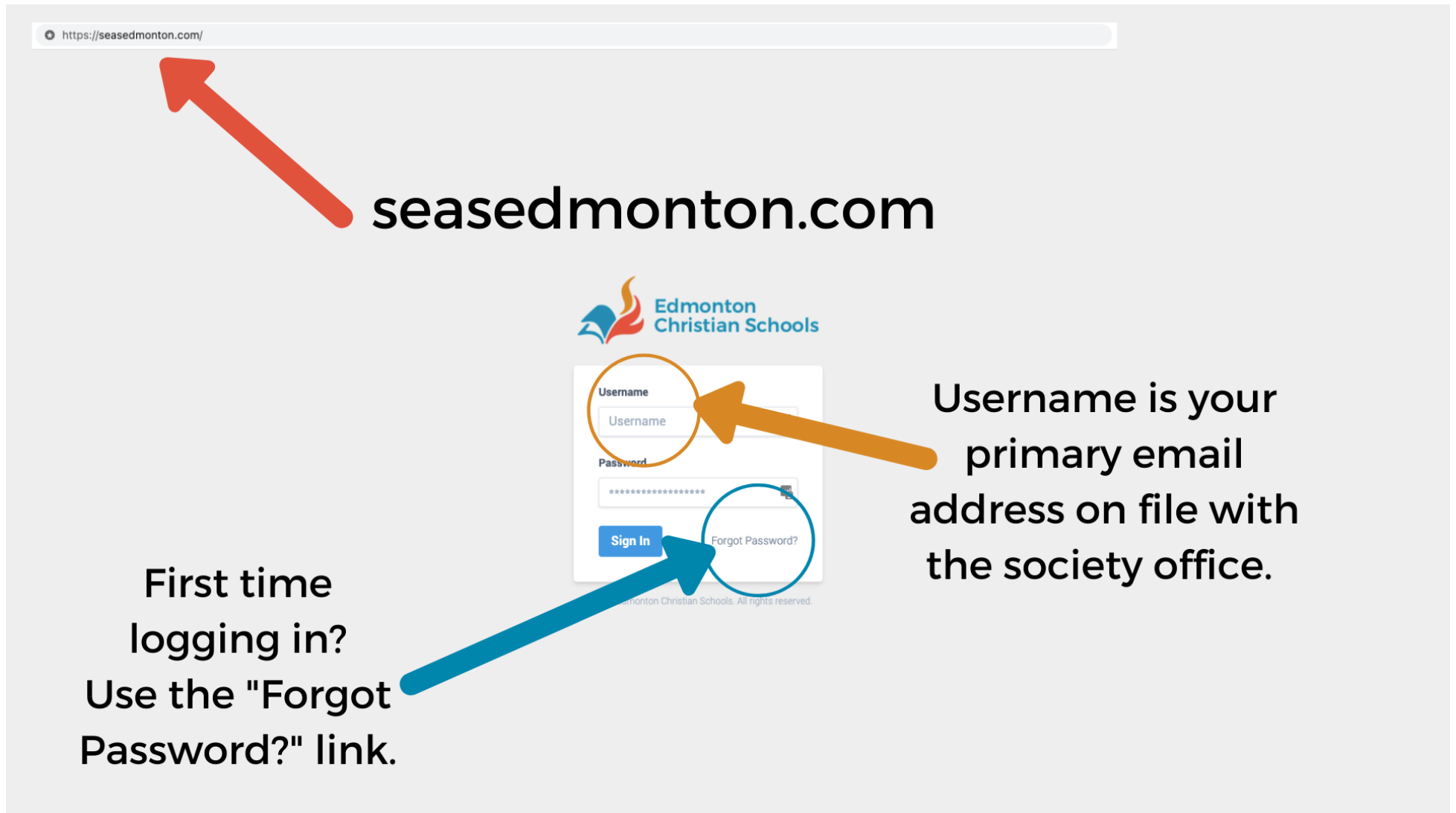



SEASEDMONTON (SEAS): Your personal *Society Office* Dashboard



The image shows a screenshot of the seasedmonton.com website. At the top, the browser address bar displays "https://seasedmonton.com/". Below this, the text "seasedmonton.com" is written in large black font. A red arrow points from this text to the address bar. In the center, the logo for "Edmonton Christian Schools" is visible, featuring a stylized flame and the text "Edmonton Christian Schools". Below the logo is a login form with two input fields: "Username" and "Password". The "Username" field is circled in orange, and an orange arrow points from the text "Username is your primary email address on file with the society office." to it. Below the "Password" field is a blue "Sign In" button and a "Forgot Password?" link. A blue arrow points from the text "First time logging in? Use the 'Forgot Password?' link." to the "Forgot Password?" link. At the bottom of the page, there is a small copyright notice: "Edmonton Christian Schools. All rights reserved."

<https://seasedmonton.com/>

seasedmonton.com

 Edmonton Christian Schools

Username
Username

Password

[Sign In](#) [Forgot Password?](#)

Edmonton Christian Schools. All rights reserved.

Username is your primary email address on file with the society office.

First time logging in?
Use the "Forgot Password?" link.



Familiarize yourself with your personal Society dashboard!

The screenshot displays the personal Society dashboard for a family with ID 10055. The dashboard is organized into several sections:

- Contact Information (Family ID: 10055):** Includes a highlighted yellow box for **Parent/Guardian Information** and a highlighted yellow box for **Students Currently Enrolled**, both marked with black stars.
- Current School Term:** Shows "Students Attending 2020-2021 School Year".
- Registration Currently Open:** Features a button labeled "Click here to register for 2021-2022".
- Account Information:** Contains two highlighted yellow boxes: **AMOUNT OWING FOR CHRISTIAN PROGRAM FEES** and **Donation Amount to Edmonton Society for Christian Education**, both marked with black stars. Below these, the "Account Balance" section shows "Current: \$0.00" and "Due: \$0.00". The "Donations (YTD)" section shows a dollar sign icon circled in yellow with an arrow pointing to it.
- Reports:** Includes a dropdown menu for "2021-2022" and buttons for "Statement" and "2020 Tax Receipt".
- Campaign Pledges:** A table with columns for "Commitment", "Received", and "Remaining".

A vertical "MENU" bar is visible on the left side of the dashboard.



Find your Program Fee and most recent Tax Statement

The screenshot shows a web interface with a "Reports" section. A dropdown menu is open, showing "2020-2021" and a "Statement" button. Below it is a "2020 Tax Receipt" button. Annotations with black stars and yellow boxes provide instructions: one points to the "Statement" button, and another points to the "2020 Tax Receipt" button. A link "Send us a message" is also visible.

★ Christian Program Fee Statement (payment history and balance)
Select the year and click **Statement**

★ Most recent tax receipt.
Click to download a copy.

2020-2021 [v] [Statement]

[2020 Tax Receipt]

Questions? [Send us a message](#)



Navigate to edit your family contact information, change your password, and logout.

Edmonton Christian Schools

Contact Information (Family ID: 10055)

Current School Term
Students Attending 2020-2021 School Year

Registration Currently Open
[Click here to register for 2021-2022](#)

Accounting
Account Balance | Donations (YTD)

Reports
2020-2021 | [Statement](#)
[2020 Tax Receipt](#)
Have questions? [Send us a message](#)

MENU

- Dashboard
- Family Details
- Profile
- Logout

Received | Remaining



Update your contact information. (Family Details)

The screenshot shows a web application interface with two main sections: "Parents/Guardians" and "Students".

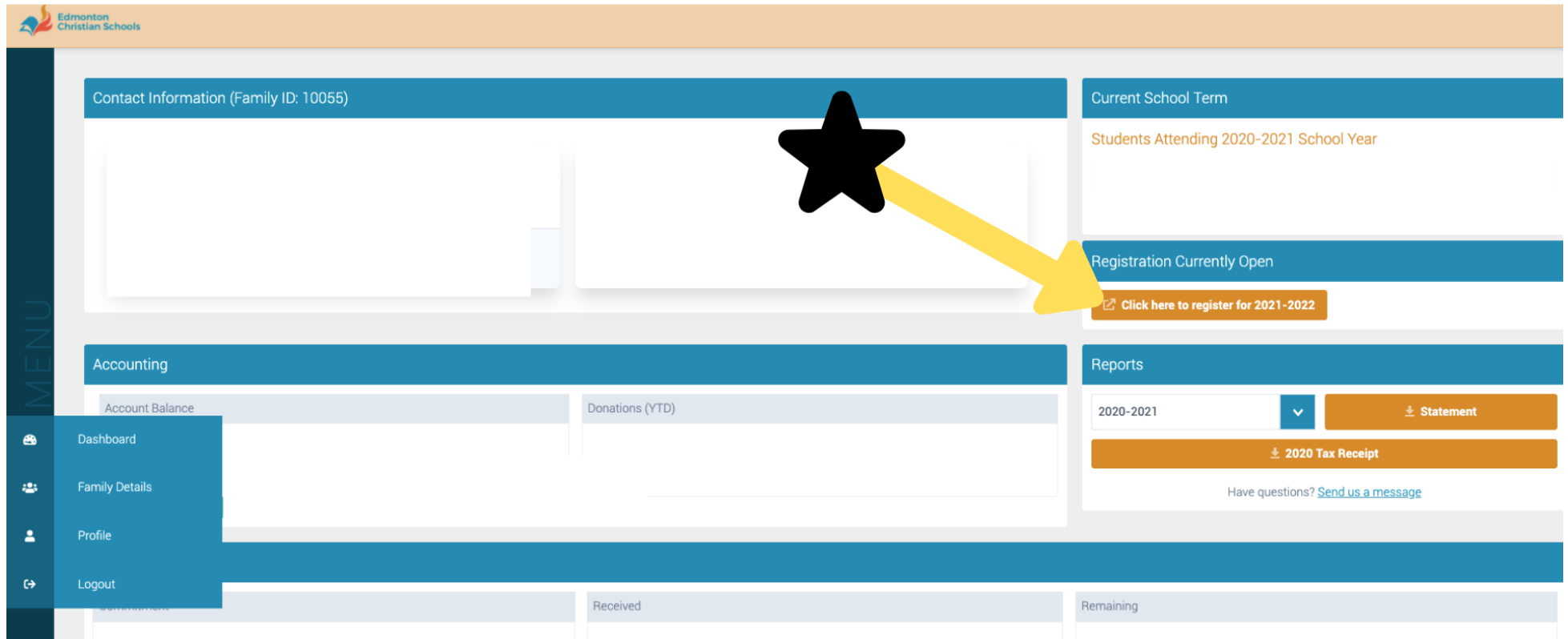
Parents/Guardians Section: A table with columns for "FIRST NAME", "LAST NAME", "EMAIL", "MAIN CONTACT", and "POSTAL". A yellow arrow points to a pencil icon in the top right corner of this section, indicating an edit function.

Students Section: A table with columns for "FIRST NAME" and "LAST NAME". A black star is placed over this section.

Navigation Menu: A vertical menu on the left side contains options: "Dashboard", "Family Details", "Profile", and "Logout". A yellow arrow points to the "Family Details" option.

Callout Box: A yellow box with a black star and text reads: "Change address, phone number, or email address of parent/guardian by clicking the 'pencil' button to edit." A yellow arrow points from the callout box to the pencil icon in the Parents/Guardians table.

Re-Enrol your students each year



The screenshot shows a parent portal dashboard for Edmonton Christian Schools. The top navigation bar includes the school's logo and name. The main content area is divided into several sections:

- Contact Information (Family ID: 10055)**: A large white box with a black star icon and a yellow arrow pointing to the registration link.
- Current School Term**: A blue header with the text "Students Attending 2020-2021 School Year".
- Registration Currently Open**: A blue header with a button that says "Click here to register for 2021-2022".
- Accounting**: A section with sub-sections for "Account Balance" and "Donations (YTD)".
- Reports**: A section with a dropdown menu for "2020-2021" and buttons for "Statement" and "2020 Tax Receipt".

A vertical "MENU" bar on the left side contains the following items: Dashboard, Family Details, Profile, and Logout.